



CURRENT MARKET OUTLOOK

(2015 – 2034)

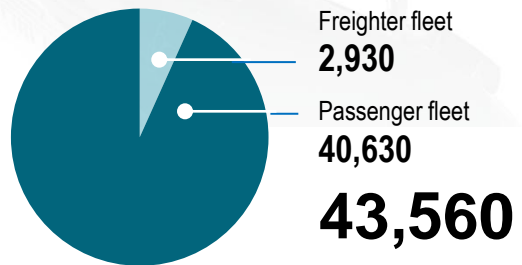
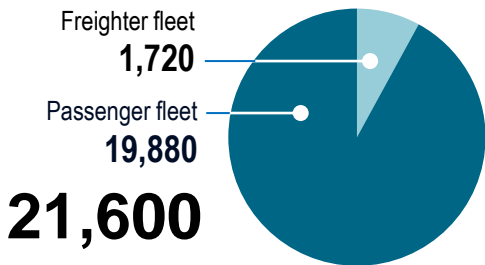


Passenger traffic to grow **4.9%** Per year

Cargo traffic to grow **4.7%** Per year

WORLD FLEET TO DOUBLE IN SIZE OVER THE NEXT 20 YEARS

38,050 new airplanes / **\$5.6** trillion



EMERGING MARKETS TO LEAD THE GROWTH

new airplanes delivered by 2034



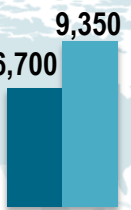
Aircraft fleet

2014

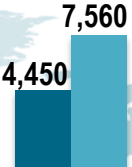


2034

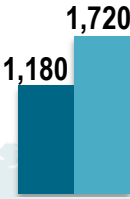
NORTH AMERICA
7,890
new airplanes
\$940B



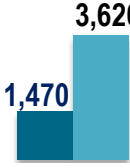
EUROPE
7,310
new airplanes
\$1,050B



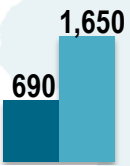
CIS
1,150
new airplanes
\$140B



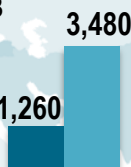
LATIN AMERICA
3,020
new airplanes
\$350B



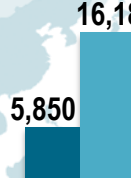
AFRICA
1,170
new airplanes
\$160B



MIDDLE EAST
3,180
new airplanes
\$730B



ASIA-PACIFIC
14,330
new airplanes
\$2,200B



NEW AIRPLANES TO BE DELIVERED BY 2034

REGIONAL JET



2,490
new airplanes
\$100B

SINGLE AISLE



26,730
new airplanes
\$2,770B

SMALL WIDEBODY



4,770
new airplanes
\$1,250B

MEDIUM WIDEBODY



3,520
new airplanes
\$1,220B

LARGE WIDEBODY



540
new airplanes
\$230B

CURRENT MARKET OUTLOOK ON A PAGE

2015-2034

Regions		Asia	North America	Europe	Middle East	Latin America	C.I.S.	Africa	World
World economy	(GDP) %	4.3%	2.5%	1.8%	3.8%	3.4%	2.4%	4.5%	3.1%
Airline traffic	(RPK) %	6.1%	3.1%	3.8%	6.2%	6.0%	3.7%	5.7%	4.9%
Cargo traffic	(RTK) %	5.7%	2.9%	3.1%	6.3%	5.5%	3.7%	6.9%	4.7%
Airplane fleet	%	5.2%	1.7%	2.7%	5.2%	4.6%	1.9%	4.5%	3.6%

Market Size

Deliveries	14,330	7,890	7,310	3,180	3,020	1,150	1,170	38,050
Market value (\$B)	2,200	940	1,050	730	350	140	160	5,570
Average value (\$M)	150	120	140	230	120	120	140	150
Unit share	38%	21%	19%	8%	8%	3%	3%	100%
Value share	39%	17%	19%	13%	6%	3%	3%	100%

New Airplane Deliveries

Large widebody	140	20	40	300	-	40	-	540
Medium widebody	1,530	490	510	880	30	40	40	3,520
Small widebody	1,920	690	910	560	310	120	260	4,770
Single aisle	10,370	5,070	5,770	1,410	2,520	760	830	26,730
Regional jets	370	1,620	80	30	160	190	40	2,490
Total	14,330	7,890	7,310	3,180	3,020	1,150	1,170	38,050

Market Value (2014 \$B catalog prices)

Large widebody	60	10	20	130	-	10	-	230
Medium widebody	520	170	180	310	10	20	10	1,220
Small widebody	500	170	250	150	90	30	60	1,250
Single aisle	1,110	520	600	140	240	70	90	2,770
Regional jets	10	70	-	-	10	10	-	100
Total	2,200	940	1,050	730	350	140	160	5,570

2014 Fleet

Large widebody	280	100	180	110	-	60	10	740
Medium widebody	530	320	350	300	30	30	60	1,620
Small widebody	780	730	380	250	130	170	80	2,520
Single aisle	4,130	3,850	3,240	540	1,220	730	430	14,140
Regional jets	130	1,700	300	60	90	190	110	2,580
Total	5,850	6,700	4,450	1,260	1,470	1,180	690	21,600

2034 Fleet

Large widebody	180	60	100	260	-	70	-	670
Medium widebody	1,620	530	550	900	40	90	70	3,800
Small widebody	2,270	910	1,070	660	380	210	300	5,800
Single aisle	11,730	6,190	5,730	1,600	3,020	1,140	1,220	30,630
Regional jets	380	1,660	110	60	180	210	60	2,660
Total	16,180	9,350	7,560	3,480	3,620	1,720	1,650	43,560